

WHAT IS OVLO PLUS™

It is a simple, single step device which detects the hCG in urine.

hCG or Human chorionic gonadotropin is a hormone produced by the placenta after the egg in the uterus is fertilized by the male sperm.

So if hCG is present in your urine, you are most likely pregnant. There are other factors which have to be taken in consideration as well.

LIMITATIONS

1. For best results the test should be performed on the missed day of periods or later.
2. First morning urine is preferable.
3. If the test result is negative and pregnancy is suspected, wait for one week and repeat the test. It can happen that the period has been miscalculated.
4. Infertility drugs containing hCG will interfere with the result of the test.
5. Drinking large amounts of fluids prior to testing can dilute hormone levels in the urine leading to inaccuracy of the test result.
6. hCG hormone may be present after miscarriage/ abortions and delivery.
7. More acidic or alkaline urine may give false results.
8. False positivity may be noticed in certain stage of cancer / tumors etc.
9. As with all diagnostic tests, a confirmed pregnancy diagnosis should only be made by a registered medical practitioner.
10. Sensitivity: 25mIU hCG/ml.

This is a non invasive, external test.

For in vitro diagnostic use only.

Store between 2°C - 30°C.

Store in a dry place.

Keep out of reach of children.

Mkt'd by : Virumal Megacorp Healthcare Pvt. Ltd.
Corporate Add. : 110, Sohan Commercial Plaza, Vasai (E), Mumbai
Regd. Add : 3rd Floor, Virumal Towers, Janki Nagar, 482001

Package Contents : 1 Test Device, 1 Booklet



FAQ

1. What is a 'Home Pregnancy Test' and how does it work?

Pregnancy test performed at home by self is called 'Home Pregnancy Test'. All pregnancy tests detect a special hormone called Human Chorionic Gonadotropin (hCG), which appear in the urine of pregnant women. This hormone is detected using home pregnancy test, by adding a few drops of urine on the test device. After few minutes, the result window shows two colored lines in case of pregnancy and only one coloured line if the women is not pregnant.

2. How do you perform a home pregnancy test using 'OVLO PLUS™' and how is it different from other home tests?

There are many different types of home pregnancy tests. Most of the pregnancy tests involve collection of urine in a container and adding a few drops on the test device. 'OVLO PLUS™' is a unique, user friendly device which does not require collection of urine in a container thus making the test 'Hygienic and Convenient' to use. The user needs to hold the device under the urine stream for few seconds and wait for the result to appear in the result window.

3. How accurate is Home Pregnancy Test?

Home Pregnancy Tests (HPTs) can be quite accurate. But the accuracy depends on many factors. These include -

- (1) When to use them - The amount of hCG or pregnancy hormone in urine increases with time. The day of missed period should be ideal time to test. Also, testing urine first thing in the morning may boost the accuracy. The amount of hCG in the urine is different for every pregnant woman. So, some women will have accurate results on the day of the missed period while others will need to wait little longer.
- (2) How to use them - Be sure to follow the directions printed on the cover of the device and check the expiration date.

4. When should a pregnancy test be performed.?

Pregnancy test detects hormone Human Chorionic Gonadotropin (hCG) that is only produced once the fertilized egg has implanted in the uterine wall. The level of hormone increases with time and is detectable by first day of the missed period.

5. If I get a negative result using pregnancy test and have missed a cycle, Am I still pregnant?

Not necessarily, due to some reasons the periods may get delayed or the amount of hCG produced may not be enough. In such like situation the test should be repeated in a few days or a week. If the result is repeatedly negative for pregnancy and you have not got your periods consult a doctor immediately .

6. Can anything interfere with home pregnancy test results?

Most medicines, over-the-counter and prescription, including birth control pills and antibiotics, do not affect the result of a home pregnancy test. Only medicines that have the pregnancy hormone hCG (used to treat infertility) can give a false positive test result. A false positive is when a test says you are pregnant but you are not actually.

ovlo plus™

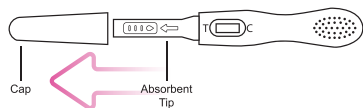
Pregnancy Test

Informative Booklet

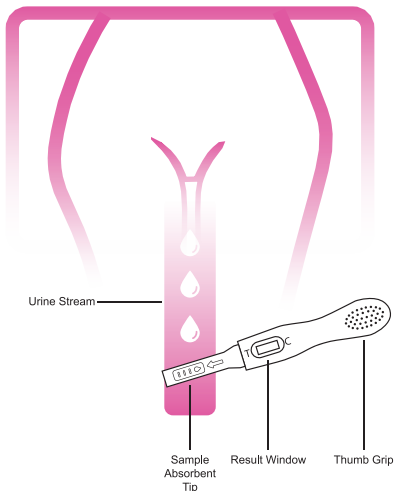
Thanks for buying Ovlo Plus™

How to use Ovlo Plus™

1. Remove the coloured cap from the device to expose the **Absorbent Tip**.

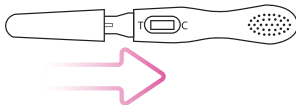


2. Hold the midstream test by the thumb grip with the exposed Absorbent Tip pointing downwards directly into urine stream for at least 15-30 seconds until it is thoroughly wet. Ensure that urine does not come in contact with result windows. **Note: Do not urinate on the result window.**



3. Alternatively test can be performed with the urine collected in a clean and dry container. Just dip the Absorbent Tip in the urine container for 15-30 seconds.

3. After removing the OVLO PLUS™ test from urine stream / urine container, immediately recap the device and place test on a flat surface.



5. Result should be read within 5-10 minutes. Do not read the result after 10 minutes.

RESULT INTERPRETATION

Positive : T  C T  C **YOU ARE PREGNANT**

Conclusion : Appearance of two pink / purple lines, one towards T and the other towards C, indicates presence of hCG and read as positive result for pregnancy. (Repeat the result after 3-4 days if intensity of pink / purple line towards T is very weak)

Negative : T  C **YOU ARE NOT PREGNANT**

Conclusion : Appearance of only one pink / purple line towards C indicates absence of hCG and read as negative result for pregnancy.

Invalid : T  C T  C **REPEAT TEST**

Conclusion : Appearance of NO pink / purple lines towards C indicates invalid result and repeat the test using a new device.

PRECAUTIONS

- For in-vitro diagnostic use only.
- Each test is designed for single use only.
- Do not use the test after expiration date.
- Keep out of the reach of children.
- Test instructions must be followed precisely to ensure accurate results.
- Do not open the sealed test kit foil pouch until ready to perform the test.
- Store in a dry place at 2-30°C. Do not freeze.
- Foil pouch should be at room temperature before opening.
- Discard the used device immediately after use into the waste bin. Do not interpret results after recommended time.
- If you are colour blind for red, please ask others to help you in reading the results